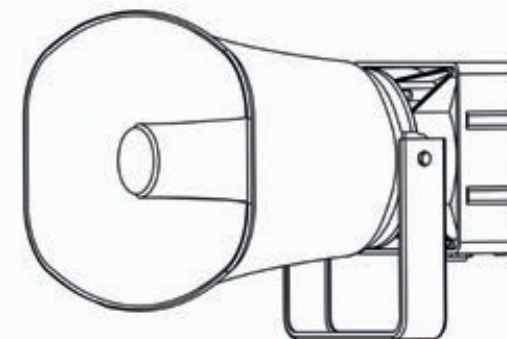


S/N	≥80dB
Network transmission rate	10/100M self - adaptation
Frequency response	100HZ -18KHZ
Audio sampling rate	8KHZ -44.1KHZ
Working temperature	-20°C ~+50°C
Working humidity	10% —90% RH (no condensing )

## Fault maintenance

Fault Phenomenon	Fault Reasons and fault exclude
Why the terminal is still "offline"?	<p>1).Check the software server and the main controller is normal opened or not. It's required to close all firewall before open the software server (including system built-in firewall and other antivirus software firewall).</p> <p>2).Check the network connection is normal or not. After the terminal powered on, the network port green light is norm on, meantime the orange light will be short and fast flash, it means the network cable hard-connected normal. If the network port green light is not on, it means the network hard-connected problem, please check the terminal network cable and switcher whether they work normal, damaged and disconnect or not etc.</p> <p>3).Check the terminal IP setting. Please check the terminal ID, sever IP, local IP, gateway IP ...etc parameters.</p>
When web show abnormal?	Please clear the caches or change the browser.

## IP HORN SPEAKER Installation Manual



Plug-in power adapter 1PCS  
(DC24V/1A, optional)



Wiring terminal  
1 PCS (3. 81-2P)



Waterproof  
connector 1 set



Quick installation  
Manual 1PCS

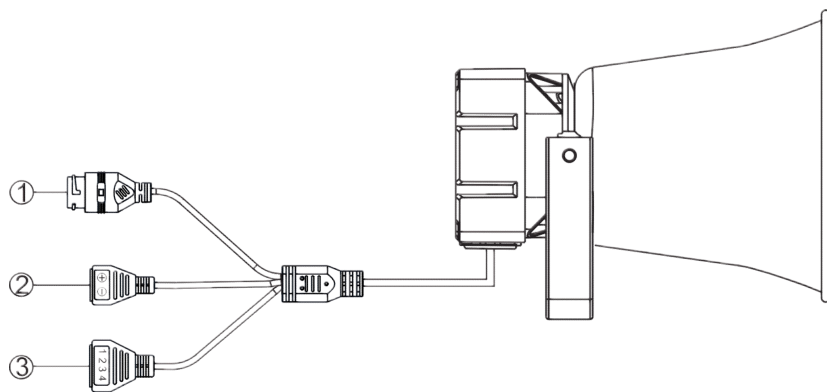


Certification  
1pcs

### SIERA TECHNOLOGY LIMITED

305, Building C, Bole Industrial Park, Banxuegang Blvd., Bantian, Longgang District  
Shenzhen - CHINA  
[www.sieraelectronics.com](http://www.sieraelectronics.com)

## Interface Description

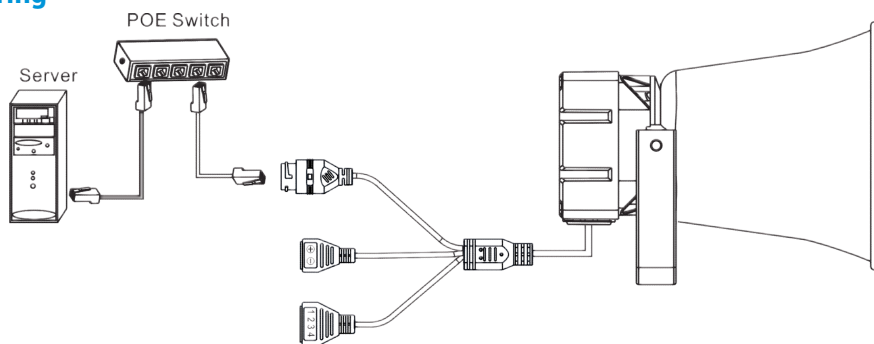


① Network interface: Insert a cable to the switch or POE switch.

② Power interface: DC24V/1A, supply for the IP horn speaker. (The device supports POE, need no more power supply if the network interface are already connected with POE switch.)

Note: ③ is reserved interface.

## Wiring



Note: The device supports two ways of power supply of POE switch or power adapter, POE switch can not be connected when power adapter is used, and no more power supply is needed when POE switch is used.

## Configure IP Horn speaker

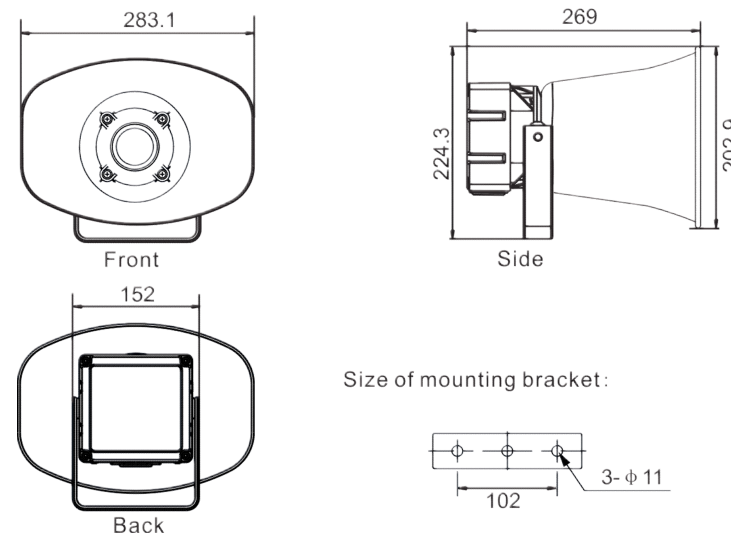
(1) Please input the IP address of IP Horn speaker to the address column of the browser (the factory default IP address is 192.168.1.101), then hit Enter.

(2) Enter into the user name and password in the web page (the default user name and password is admin, then click OK.

(3) Set up network parameters, service parameters, audio parameters, etc. from web page.

Note: Please refer to the user manual for more detailed information.

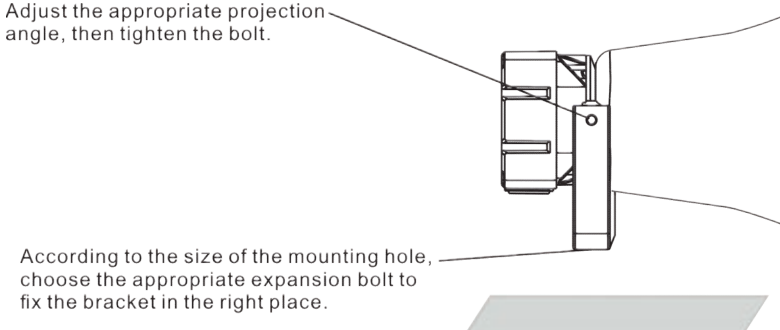
## Appearance Installation Dimension (unit: mm)



Size of mounting bracket:

## Installation Diagram

Adjust the appropriate projection angle, then tighten the bolt.



## Specifications, Functional parts and Parameters

Power supply	DC24V/ 1A or PoE(802.3at protocol)
Max SPL	97dB±3dB
Sensitivity	88dB±3dB/W/M
Network protocol	UDP,ARP,ICMP,HTTP,IGMP
Standby power	≤3W
Main speaker power( DC power supply )	20W/8R
Main speaker power( PO E power supply )	15W/8R