




FEATURES

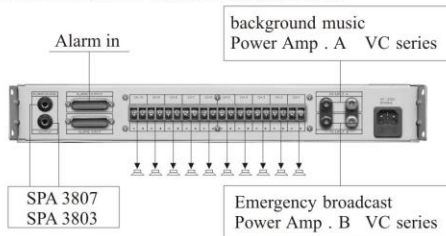
- 1 2Channels input, 10Channels output, optional gating
- 2 Channel indicating lights
- 3 Alarm cut in

FRONT PANEL

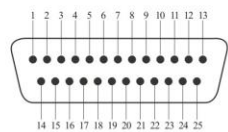


- 1 Power LED indicator
- 2 Power switch
- 3 Partition selecting buttons

REAR PANEL & CONNECTIONS



ALARM IN



- 1-10 Live Terminal of CH1-CH10 respectively.
 11-25 COM.
 ALARM IN To be connected to fire centre.

OPERATING

- 1 Background music is input via terminal A, and emergency broadcast is input via terminal B. (A and B can be parallel connected if there is no special amplifier for emergency broadcast.)
- 2 Choose channels by pushing down the channel selecting buttons.
- 3 1-10 in ALARM IN is in accordance with CH1-CH10 respectively. 11-25 is the common terminal. Grounding of any terminal means alarming, the correlative channel cuts into B input.